

GreenWays

THE QUARTERLY RESIDENTIAL NEWSLETTER FROM GREENWASTE OF PALO ALTO FALL 2024

FREQUENTLY ASKED QUESTIONS: CLEAN UP DAY

When is my Clean Up Day?

Single-family residences receive two pre-scheduled Clean Up Days annually for the disposal of extra items. Postcards containing guidelines and notification of an upcoming Clean Up Day are mailed to each single-family household, twice per year. To find out the date of your next Clean Up Day, utilize one of the following methods:

- Visit www.greenwaste.com/paloalto/cleanupday and fill out the search function*
- Email pacustomerservice@greenwaste.com or call 650.493.4894*

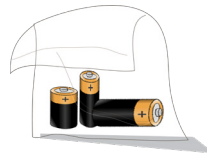


*You will need your address and Palo Alto Utilities account number

Multi-family residences can have their property managers contact GreenWaste Customer Service to order debris boxes twice per year to collect bulky items for reuse, recycling, or disposal.

How do I dispose of batteries on my Clean Up Day?

Batteries must be in a labeled, sealed, clear, and tear resistant zip top bag and placed on top of your blue recycle cart or other items being collected. Batteries should not be left on the ground.



- Acceptable batteries: AA, AAA, AAAA, C, D, nickel-cadmium (Ni-Cd or NiCad), Cadmium, and 9V
- No lithium or lithium-ion batteries allowed, e.g. cell phone batteries, car batteries, laptop batteries, or rechargeable batteries. Please take these to the Household Hazardous Waste (HHW) Station

How do I set out my basketball hoop for Clean Up Day?

Items weighing less than 200 lbs and 7ft or larger in height or length such as basketball hoops, trampolines, and bed frames are bulky items that need to be disassembled into parts and then bundled together for collection.

- If the items are reusable, they must be labeled with the word "reuse"
- "Reuse" items can include furniture, appliances, bicycles, sinks, toilets and barbeques

Find all Clean Up Day guidelines at, www.greenwaste.com/paloalto/cleanupday

GREENWASTE HIGHLIGHTS

• NO COLLECTION ON THANKSGIVING:

GreenWaste of Palo Alto will be closed on Thanksgiving Day. If your regular collection day falls on Thanksgiving Day, your collection day will be moved to Friday (November 29). Customers with collection day on Friday will be serviced on Saturday (November 30).



UPCOMING EVENTS



• SCARE FAIRE & HALLOWEEN COSTUME SWAP:

Saturday October 19th, 1pm - 3pm
Museum of American Heritage
351 Homer Ave, Palo Alto

• COMPOST WORKSHOP:

Saturday October 26th, 10am - 12pm
Lucie Stern Community Center
1305 Middlefield Rd, Palo Alto


ZERO WASTE HALLOWEEN

Halloween is all about creativity and resourcefulness. To keep this spooky season feeling as wholesome as pumpkin spice, aim for a zero waste Halloween and consider these tips:

Pumpkins: After carving is complete and the holiday is over, compost your pumpkins by placing them into the green compost cart. Be sure to remove candles and other non-compostable décor prior to disposal.




Costumes: Get creative and reduce waste by wearing upcycled, borrowed, rented, or secondhand costumes! Browse local costume swaps such as the Scare Faire event or thrift stores for awesome secondhand options.



Decorations: Choose natural decorations such as gourds, pumpkins, or leaves which can be composted. Repurpose and upcycle household items into décor such as making cardboard tombstones or using old sheets to make spooky ghosts. Invest in higher quality items that can be utilized for many years to come.

Candy: Plastic candy packaging goes in the landfill cart. Instead, purchase candy in recyclable or compostable packaging to reduce plastic waste such as candy packaged in paper boxes and wrappers. Consider buying foil or paper wrapped candy from bulk bins to cut down on plastic packaging.



ZERO WASTE RESOURCES

Did you know that Palo Alto residents have access to some awesome zero waste resources?

Check out all the great resources available:

Compost and Recycle Buckets

- You can get your very own counter-top compost and recycle buckets delivered to your residence by GreenWaste for FREE! Contact our customer service team and place a request



Guidance on What Goes Where

- Check out GreenWaste's sorting guides for your home and learn which items to put in your recycle, compost, and landfill carts. For more specific sorting guidance, review the Detailed Materials Guide or give our customer service team a call. These tools can be found at, www.greenwaste.com/PaloAltoWGW
- Check out the waste sorting videos provided by the City of Palo Alto and other waste sorting information at, www.cityofpaloalto.org/wgwtools

Re:Source

- Find options for repair or reuse of items such as furniture, electronics, and more with the Re:Source search tool. Try it today and prevent unnecessary disposal of your items at, resource.stopwaste.org



SORTING GUIDANCE: CARDBOARD

Ordering items online means more cardboard boxes in the recycle cart. To manage all the extra cardboard, ensure boxes are properly prepared for your recycling collection:

- Remove all packing material and place it in the correct cart
- Clean film plastic should be bagged with other film plastic and placed in your blue recycle cart. Styrofoam goes in your black landfill cart
- FLATTEN cardboard and place it inside your blue recycle cart loosely with other recyclables. Tape, labels, and staples on boxes are okay
- While excess cardboard can be placed in a tied 2'x3' bundle next to your blue cart, we ask that you try to fit all cardboard inside your cart to limit the need for GreenWaste drivers to hand-collect material



Bundle-kits consisting of twine, a box cutter, and a ruler are available at no charge; contact GreenWaste Customer Service to request one.

If you consistently have extra cardboard, increase to a larger recycle cart or request additional carts by contacting GreenWaste Customer Service: pacustomerservice@greenwaste.com or 650.493.4894.